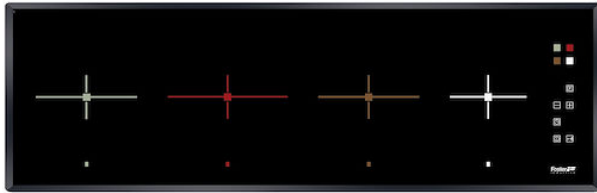


Cooker hob S4000 Induction

Induction Hobs

Code: 7334 240



DETAILS

Material	Ceramic glass
----------	---------------

Coloring	Black
----------	-------

Edge/Installation Type	Bevelled Edge - for flush-mount or over-mount installation
------------------------	--

Dimensions	1100x350 mm
------------	-------------

Base size	120cm
-----------	-------

Heating element	Four zones
-----------------	------------

Built-in hole	View technical data sheet
---------------	---

Width	110 cm
-------	--------

Total power	7.400 W
-------------	---------

Left	Ø 210 mm-2.050 (2.500)* (3.700)** W
------	-------------------------------------

Centre-left	Ø 210 mm-2.050 (2.500)* (3.700)** W
-------------	-------------------------------------

Centre-right	Ø 180 mm-1.850 (2.300)* (3.000)** W
--------------	-------------------------------------

Right	Ø 180 mm-1.850 (2.300)* (3.000)** W
-------	-------------------------------------

Power settings	9 power settings per zone + double Powerboost
----------------	---

Safety	Safety equipment
--------	------------------

Type	Induction Hob
------	---------------

Type of commands	Touch Control
------------------	---------------

Notes:	* Powerboost ** Double Powerboost
--------	--------------------------------------

FEATURES

Double powerboost	Two further levels of power up to 3700 W, to be used on a single zone or distributed over the entire Bridge extended area (where available).
-------------------	--

Pot detector	All induction cooker hobs detect the pot resting on them, but they also calculate the area they cover. This system allows the energy to be used even more efficiently. Moreover, the plates switch off automatically when the pot is removed.
--------------	---

End-of-cooking programming	All operations are programmed by means of the touch-control on the glass itself. Each cooking plate is capable of independent programming, and thus the possibility to set different cooking times.
----------------------------	---

Timer

Indipendent timer from the end-of-cooking function.

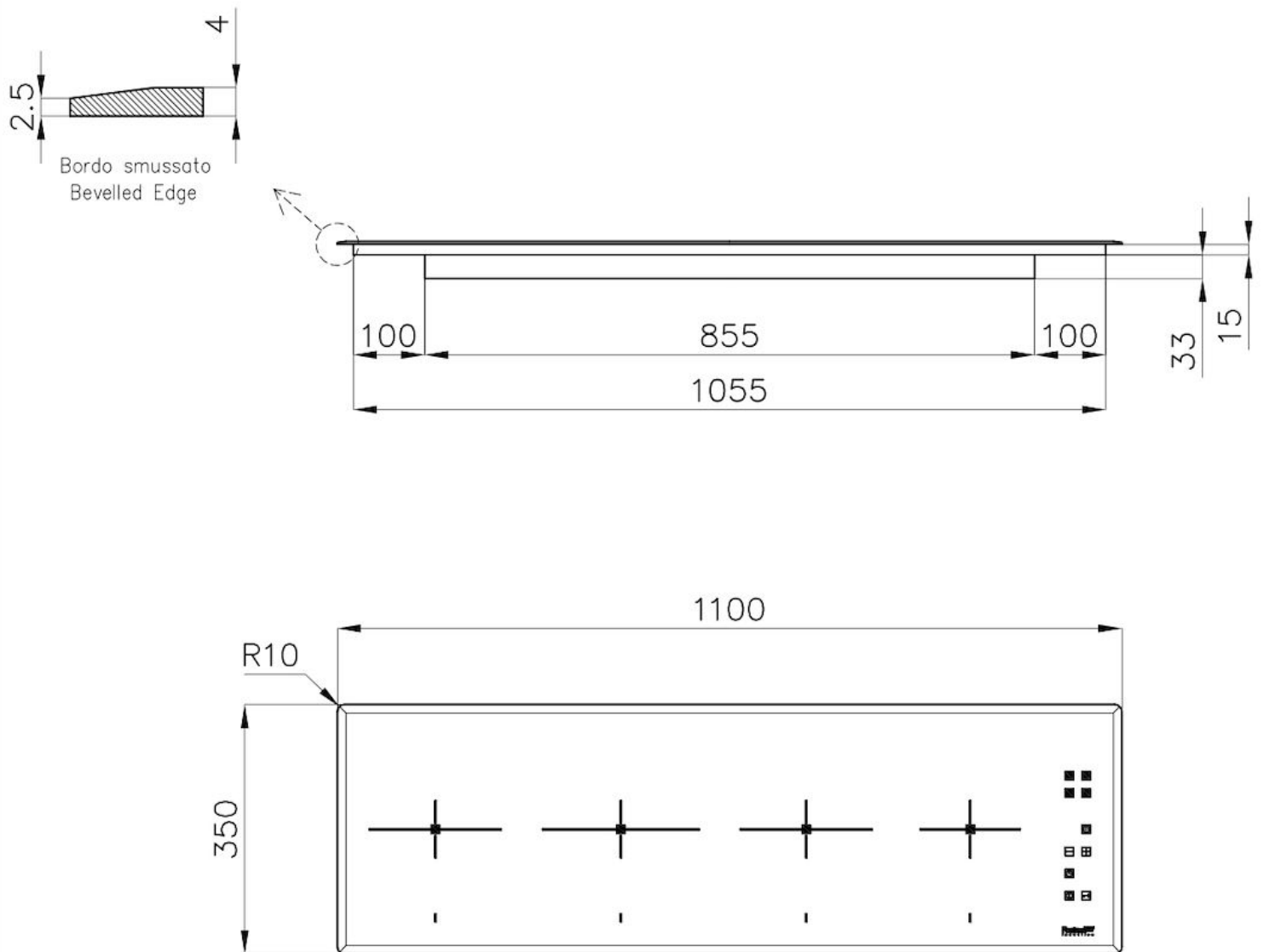
Smart fan system

Correct ventilation is essential for the induction hob to function in the best possible way. The Foster system automatically regulates the amount of ventilation to suit the temperatures reached.

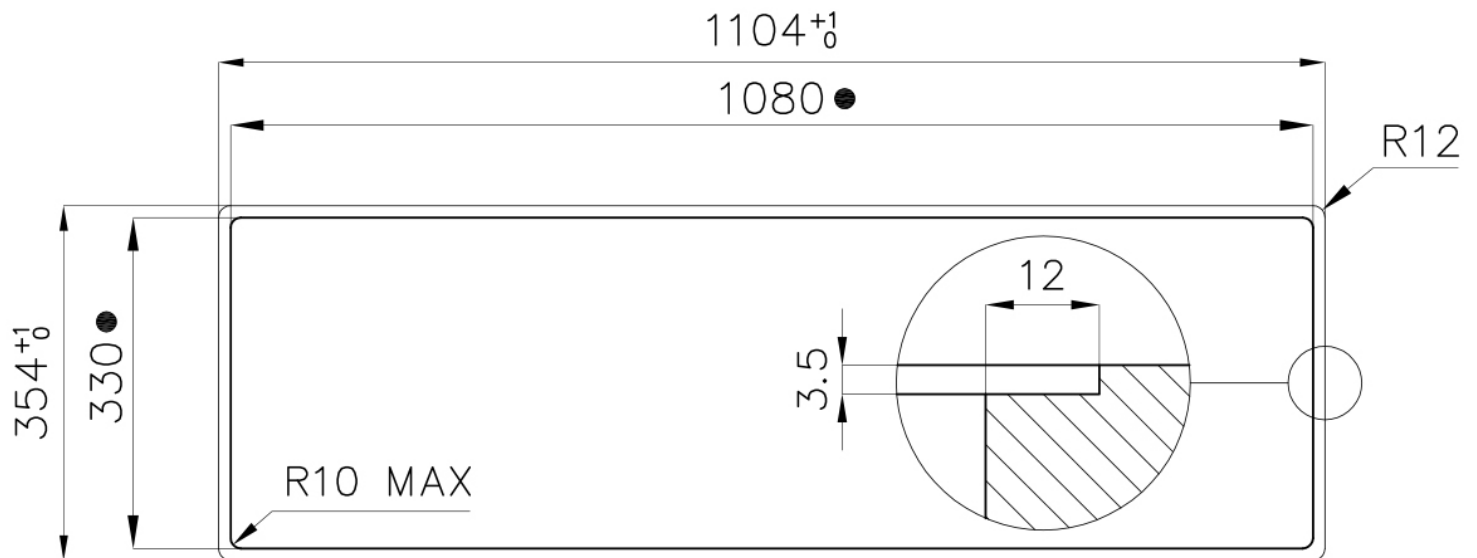
Safety

All electric cooker hobs feature the most modern and sophisticated safety protections: Centralised power-off function; Child-proof safety lock; Residual heat warning lights. Induction models feature the following functions: Safety System that turn off the hob in the absence of the pot; Overflow detector that automatically turns off the plate in case of liquid overflow; Automatic deactivation to prevent accidents caused by forgetfulness.

TECHNICAL DATA



Cut out size
Dimensioni per foratura top



- Built-in cut out for FTS – Foratura per installazione FTS

OPTIONAL ACCESSORIES



Induction Pro - Cookware set - 8pcs
8210 008

RECOMMENDED PAIRINGS



Hood Ghost 120 Filotop
2451 120